How to Create a Quiz/Test (Multiple Choice)

1. After logging into GradeCam, click the "Create" button on the left side of your screen.

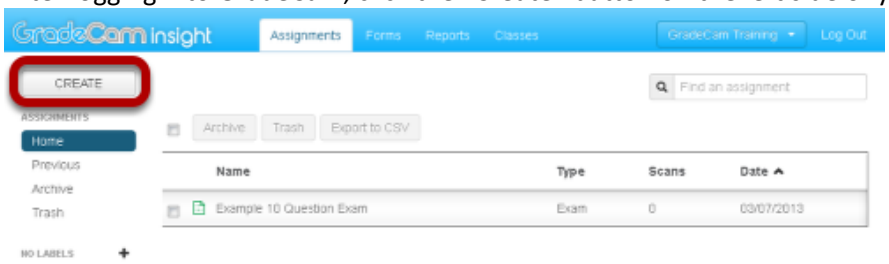

2. Type a **Name (1)** for the assignment and choose the **Assignment Type (2)**. Type in the **Number of Questions (3)**, **Date (4), Description (5)**, and then click on the "**Done**" (6) button.

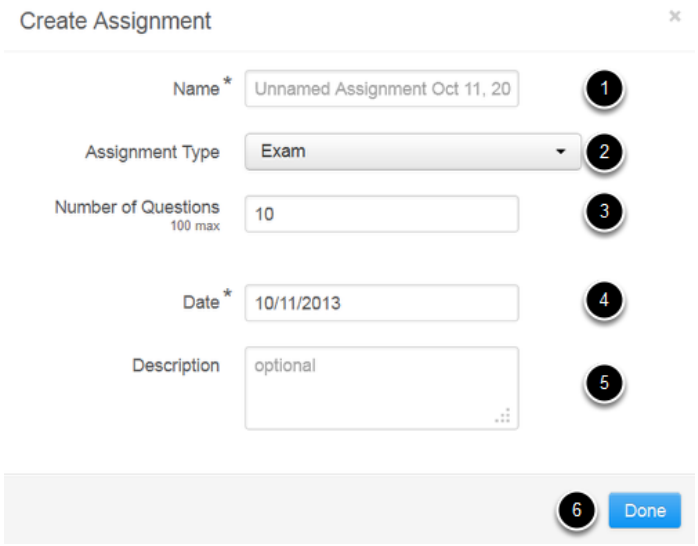
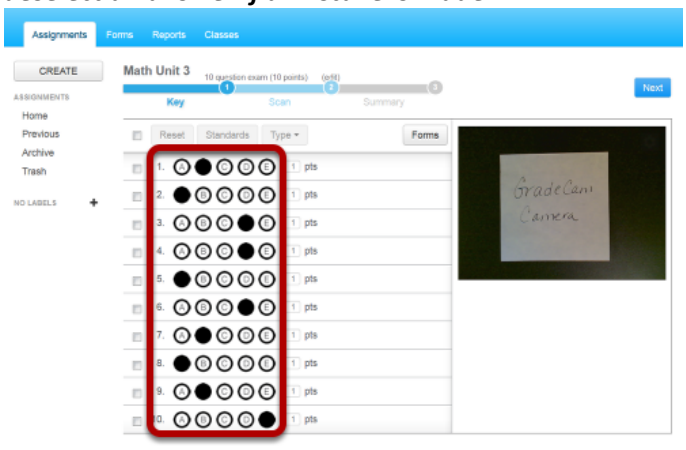
3. Select the correct answer for each question by clicking in the letter bubble. ***Note: You can click on more than one answer if multiple choices are correct. Click on the bubble again to deselect an answer if a mistake is made.***